

**OXFORD CAMBRIDGE AND RSA EXAMINATIONS
AS LEVEL**

H157/02

PHYSICS B (ADVANCING PHYSICS)

Physics in depth

FRIDAY 18 MAY 2018:

Morning

**TIME ALLOWED: 1 hour 30 minutes
plus your additional time allowance**

MODIFIED ENLARGED 24pt

First name		Last name	
-----------------------	--	----------------------	--

Centre number						Candidate number				
--------------------------	--	--	--	--	--	-----------------------------	--	--	--	--

YOU MUST HAVE:
**the Data, Formulae and Relationships
Booklet**

YOU MAY USE:
a scientific or graphical calculator
a ruler (cm/mm)

READ INSTRUCTIONS OVERLEAF



INSTRUCTIONS

Use black ink. HB pencil may be used for graphs and diagrams.

Complete the boxes on the front page with your name, centre number and candidate number.

Answer ALL the questions.

Write your answer to each question in the space provided. If additional space is required, use the lined page(s) at the end of this booklet. The question number(s) must be clearly shown.

INFORMATION

The total mark for this paper is 70.

The marks for each question are shown in brackets [].

Quality of extended responses will be assessed in questions marked with an asterisk (*).

BLANK PAGE

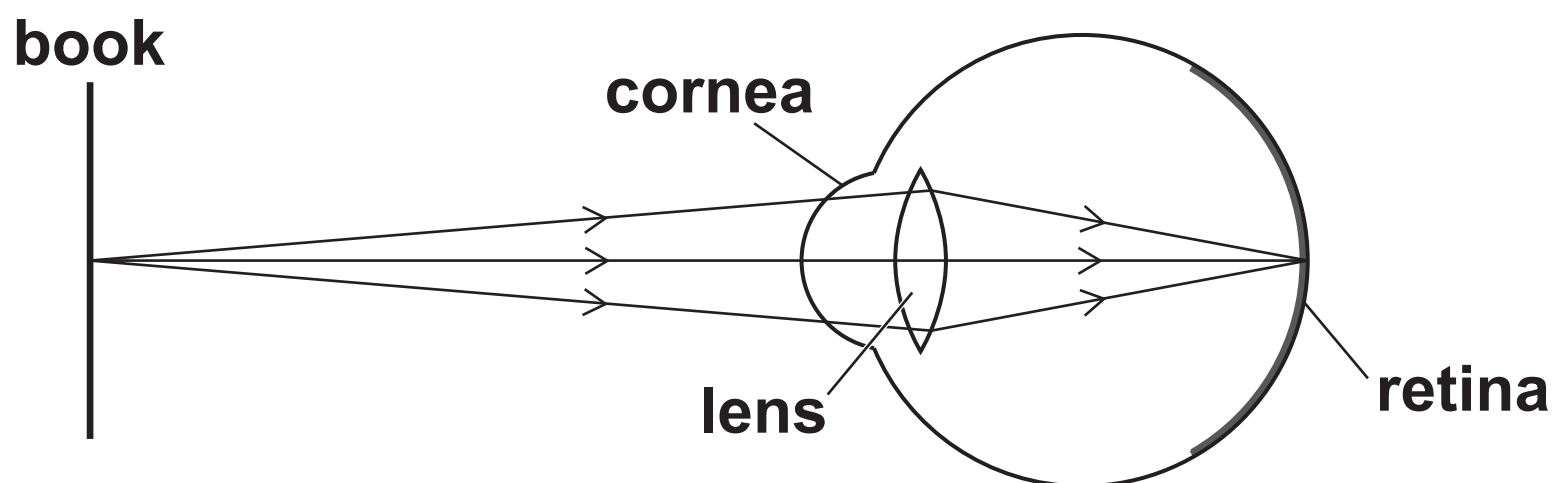
BLANK PAGE

SECTION A

Answer ALL the questions.

- 1 A book is held 25 cm from an eye. This is the smallest distance from an object for which a normal eye can form a clear image. Light is refracted by the cornea and the lens together, and a clear image is formed on the sensitive retina, 2.1 cm behind the lens. The ray diagram for this arrangement is shown in Fig. 1.

Fig. 1



- (a) Calculate the power P of the combination of the cornea and the lens.

$P =$ _____ D [2]

- (b) The sensitive cells at the centre of the retina are separated by $2.5\mu\text{m}$.
Calculate the distance d on the book that would correspond to this separation in the image on the retina.

$d =$ _____ m [2]

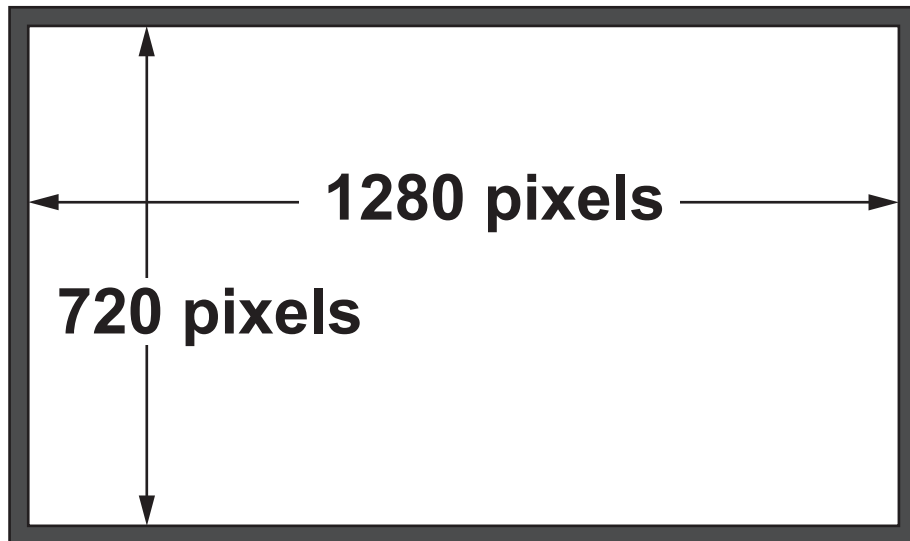
- (c) A long-sighted person cannot focus on an object 25 cm from the eye. Carol is long-sighted and the closest object that forms a sharp image on her retina is 1.5 m from the eye.

Explain why Carol has difficulty reading small print in a book when she is not using her glasses.

_____ [2]

- 2 A modern digital television has a screen measuring 1280 pixels by 720 pixels (Fig. 2).**

Fig. 2



- (a) Each pixel is encoded by 3 bytes, one for each of the colours red, green and blue. A new image is displayed on the screen 30 times each second.**

Calculate the number of gigabytes needed to encode a high-definition video lasting for one hour. You can assume that every pixel must be encoded every time a new image appears on the screen.

number = _____ GB [2]

(b) When this one-hour high-definition video is downloaded, it takes up 13 GB on the digital storage. This value is much smaller than the value calculated in (a).

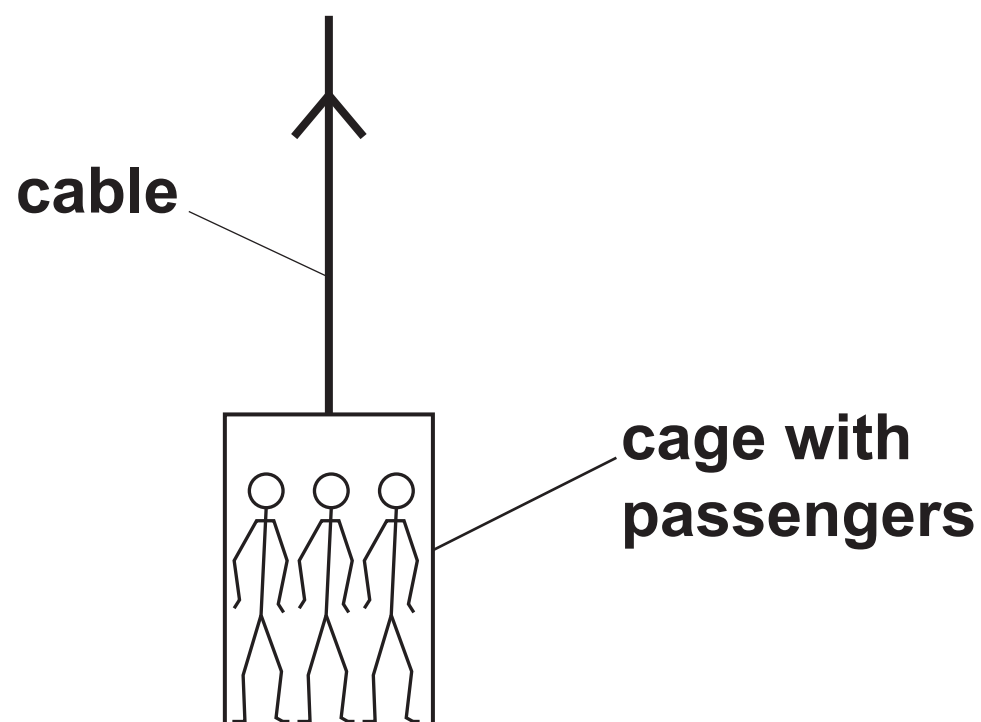
Suggest and explain ONE reason for this.

[2]

3 Fig. 3 below shows a lift designed for a very tall building.

It consists of a 'cage' that can hold up to eight passengers. The total mass of the cage and passengers must not exceed 1200 kg. The cage is supported by a steel cable of cross-sectional area $2.8 \times 10^{-3} \text{ m}^2$ and density 7800 kg m^{-3} .

Fig. 3



- (a) The lift cable is 420 m long when completely unwound. Calculate the tensile stress at the TOP of the cable, when it is completely unwound and supporting a fully-loaded cage.

$$g = 9.8 \text{ m s}^{-2}$$

$$\text{density } \rho = \frac{\text{mass}}{\text{volume}}$$

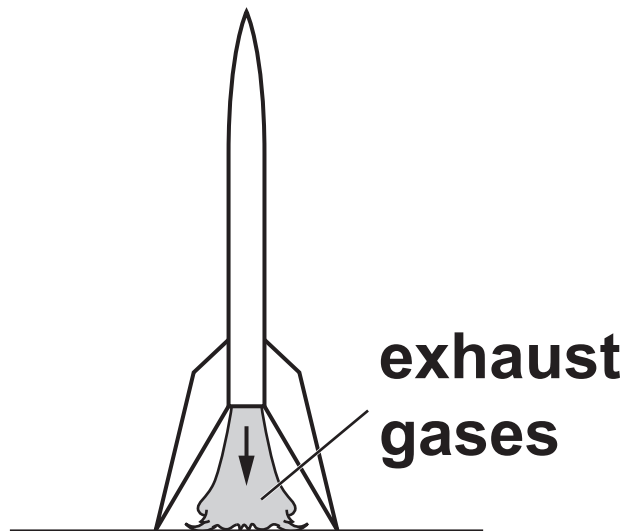
stress = _____ Pa [3]

(b) Explain why it is incorrect to use the value of the stress calculated in (a) and the equation $E = \frac{\text{stress}}{\text{strain}}$ to calculate the extension of the cable.

[2]

- 4 A small rocket of mass 0.27 kg is mounted vertically on the ground. Exhaust gases emerge at high speed from the rocket, as shown in Fig. 4.

Fig. 4



- (a) At the start, the gases are ejected at a rate of 47 g s^{-1} with a speed of 110 m s^{-1} relative to the rocket and the ground. Show that the rocket exerts a downwards force of about 5 N on the exhaust gases. Use the space below. [2]

- (b) Calculate the initial upward acceleration of the rocket.
 $g = 9.8\text{ m s}^{-2}$

acceleration = _____ m s^{-2} [2]

(c) Explain why this acceleration is correct only at the instant when the rocket engine starts.

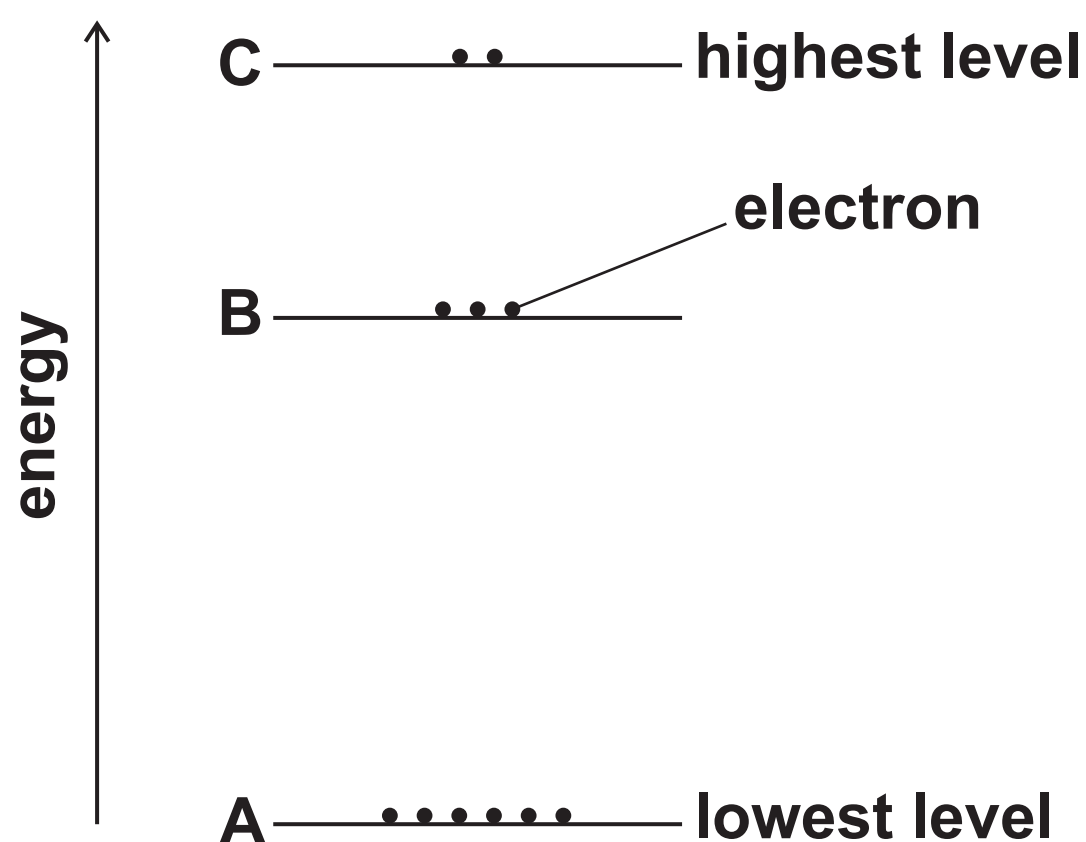
[2]

- 5 A simple model of a gas atom consists of separate energy levels, as shown in Fig. 5 below.

In this model, there are three levels, A, B and C. The vertical separation between levels is proportional to the energy differences between the levels, showing that these energy differences are not uniform.

The electrons of the atom, shown as black dots, can have any of these three energies, but cannot have any other energy.

Fig. 5



When one atom absorbs exactly the right amount of energy, an electron can ‘jump up’ from one level to a higher level. When an electron “falls” from a higher level to a lower level a photon will be emitted. The energy of this photon will be the energy difference between those two levels.

- (a) State why the spectrum of light emitted by excited atoms of this gas will contain exactly three different frequencies.

[2]

(b) In the spectrum of this gas, the longest wavelength of light emitted is 650 nm. Calculate the energy released by a falling electron and state the two levels between which the electron has fallen.

speed of light, $c = 3.0 \times 10^8 \text{ m s}^{-1}$

the Planck constant, $h = 6.6 \times 10^{-34} \text{ J s}$

energy = _____ J

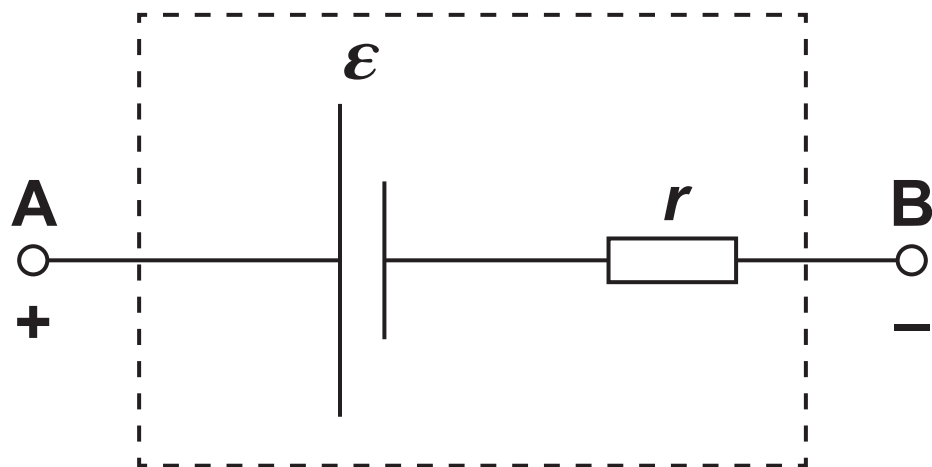
the electron fell from level _____ to level _____ [3]

SECTION B

Answer ALL the questions.

- 6 Fig. 6.1 below represents a cell of e.m.f. ε and internal resistance r . A and B are the positive and negative terminals of the cell.

Fig. 6.1



[illegible]

- (b) A battery-powered appliance has a rechargeable battery consisting of two lithium-ion cells in series. Each cell has an e.m.f. $\mathcal{E} = 3.6 \text{ V}$ and an internal resistance $r = 0.32 \Omega$.

The capacity of this battery is 1200 mAh, meaning that a fully-charged battery can deliver an average current of 1200 mA for an hour before it is completely discharged.

A fully-charged battery of this type is connected to an external load of resistance 5.2Ω until it is completely discharged. You can assume that the e.m.f. \mathcal{E} is constant throughout the discharge.

- (i) Show that a charge of about 4 kC flows during this discharge. Use the space below. [1]

- (ii) Calculate the time taken for the discharge.

time = _____ s [3]

(iii) Show that the percentage efficiency of energy transfer to the load resistance R is given by

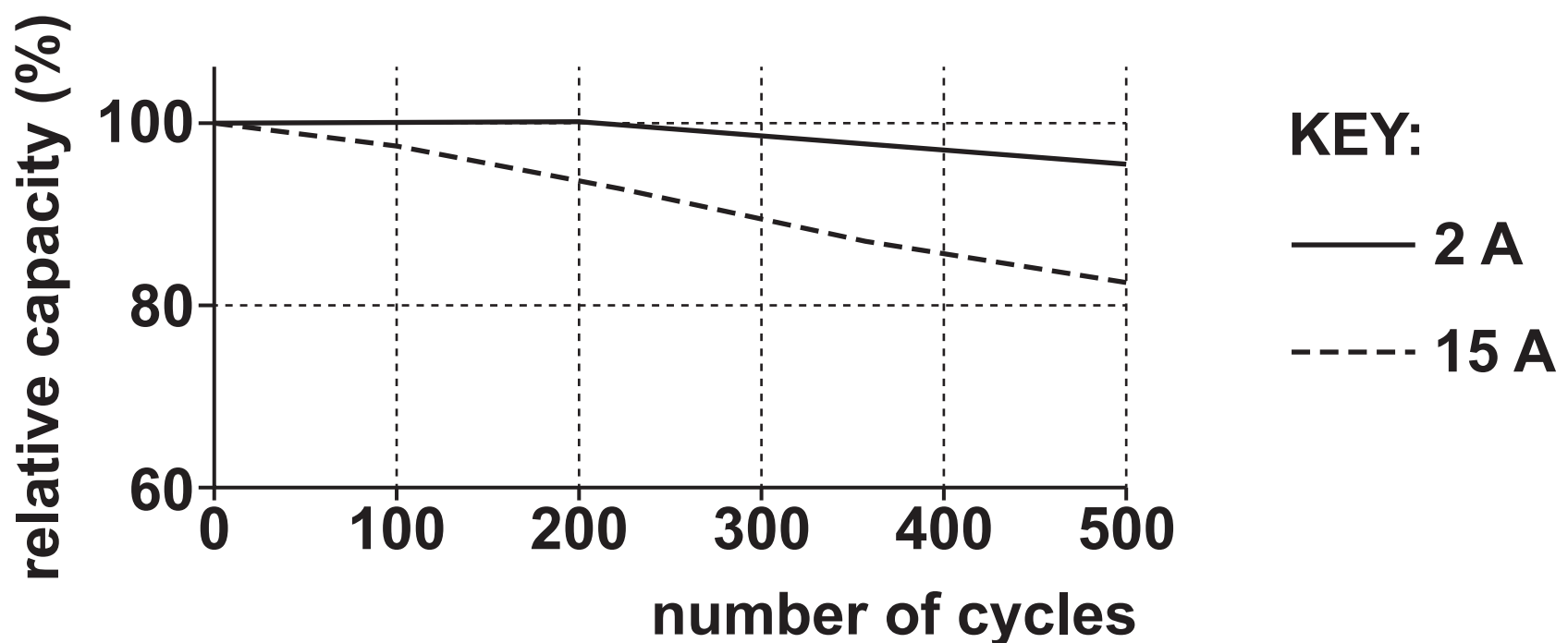
$$\text{percentage efficiency} = 100 \times \frac{R}{R + 2r}$$

where r is the internal resistance of one of the battery cells. Use the space below. [3]

(c) Lithium-ion rechargeable batteries are used for a large number of charge-discharge cycles.

Fig. 6.2 below shows how the energy stored in such a battery changes with the number of charge-discharge cycles. This is shown for two discharge currents: 2A and 15A. In this graph, a relative capacity of 100% refers to the energy stored when the battery is first charged.

Fig. 6.2



Use the information in Fig. 6.2 to discuss the suitability of this type of battery for a mobile phone and for an electric car.

[3]

BLANK PAGE

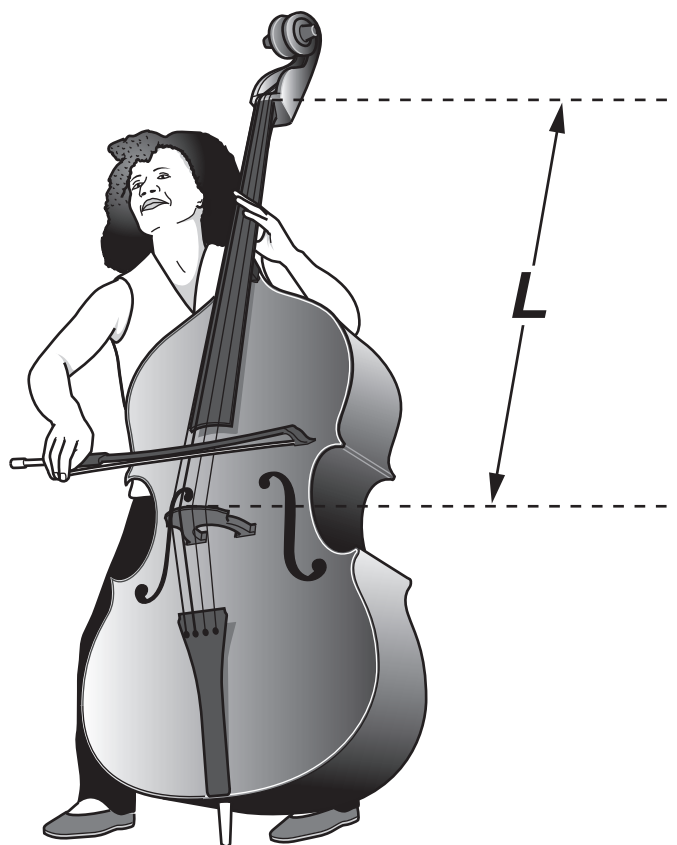
BLANK PAGE

7 This question is about the standing waves that produce the musical notes in string instruments.

(a) A double bass is a large musical instrument with four strings of the same vibrating length L but different thicknesses. Notes are produced by moving a bow perpendicular to the string (Fig. 7.1 below).

This question considers only the thickest string of the double bass, which produces the lowest notes.

Fig. 7.1



- (i) The length $L = 0.980\text{ m}$ and the frequency f_0 of the fundamental note produced by the thickest string is 41.2 Hz .

Show that the waves travelling along the string have a speed of less than 100 m s^{-1} . Use the space below. [2]

- (ii) A player can produce a harmonic (a note of higher frequency) by touching the string **LIGHTLY** at a certain point to make the string vibrate with zero amplitude at that point. This point must be a whole fraction of L from one end of the string, e.g. one-half, one-third, etc. of the way along.

The player produces a note of frequency f about 200 Hz on this thickest string by touching it at a distance x of about 20 cm from one end.

Using appropriate scientific terms, explain why this higher frequency is produced, and calculate the values of x and f to an appropriate number of significant figures.

$x =$ _____ cm $f =$ _____ Hz [4]

- (iii) The fundamental frequency f_0 of the note produced by a vibrating string of length L is given by the equation

$$f_0 = \frac{1}{2L} \sqrt{\frac{T}{\rho A}}$$

where T is the tension of the string, A its cross-sectional area and ρ the density of the material of which it is made.

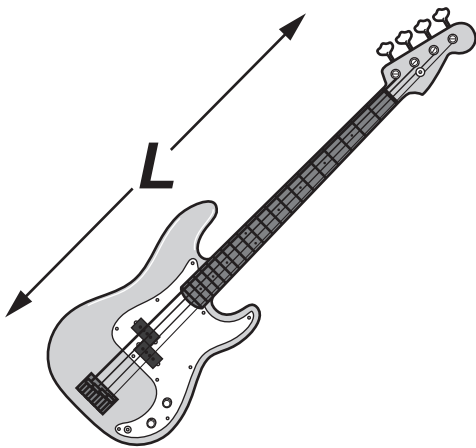
Calculate the diameter of the thickest string, which has a tension of 290 N and a mean density of 8100 kg m^{-3} .

diameter = _____ m [3]

- (b) A bass guitar (Fig. 7.2 below) has four strings that produce notes of the same frequencies as the four strings of the double bass. The strings are not played with a bow like a double bass. They are pulled perpendicular to the string and released (plucked) just as on an ordinary guitar.

As in part (a), part (b) considers only the thickest string of the instrument.

Fig. 7.2



- (i) Use the equation given in (a)(iii) to show that, for strings producing the same fundamental frequency f_0 ,

$$\rho A \propto \frac{T}{L^2}.$$

Show your working clearly and explain your reasoning. Use the space below. [2]

- (ii) The thickest string on the bass guitar is 0.86 m long and is at a tension of 190 N.

You can assume that this string has the same mean density as a double bass string, which is 0.98 m long and is at a tension of 290 N.

By considering the ratio $\frac{T}{L^2}$ for the thickest strings on each instrument, discuss how the two strings will differ, and how plucking a double bass string would feel different from plucking a bass guitar string of the same fundamental frequency. You may include calculations in your answer.

[3]

SECTION C

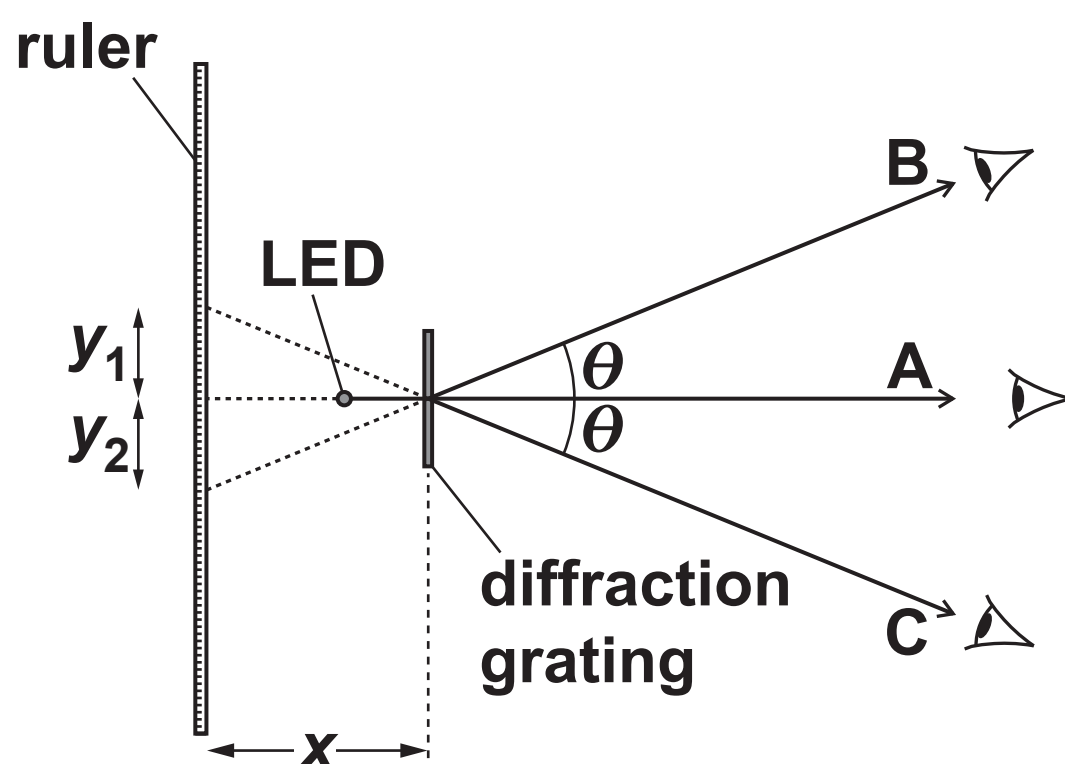
Answer ALL the questions.

- 8 Two students, Alice and Bob, are using a diffraction grating to determine the wavelength of light emitted by a light-emitting diode (LED).

Bob places a ruler a distance x behind the grating and Alice observes the positions on the ruler corresponding to the straight-through beam (A) and the first-order diffracted beams (B and C), as shown in Fig. 8.1 below.

y_1 and y_2 are the observed values of y , the displacement on the ruler of C and B from A.

Fig. 8.1



(View from above)

- (a) By measuring the distances y_1 and y_2 , Alice and Bob intend to find the angle θ of first-order diffraction maximum.
- (i) For this LED, Alice and Bob obtain the following data for the first-order maximum.

	reading 1	reading 2	reading 3
y_1 / cm	5.9	6.2	6.1
y_2 / cm	6.1	5.9	6.3

Use the table to calculate the mean value of y and its uncertainty.

mean =

_____ cm

uncertainty =

_____ cm [3]

- (ii) Explain why repeating the measurements at least three times is good experimental practice.
- _____

_____ [2]

(iii) Describe how Alice and Bob could use the values obtained in part (a)(i) to find the mean frequency of the light from the LED. You do not need to do any calculations.

[3]

BLANK PAGE

(b)*Repeating the experiment for different LEDs, Bob used their data to plot the graph of Fig. 8.2 opposite.

The values of E , the minimum energy needed to emit a photon, were obtained by measuring the minimum p.d. that would allow the LED in question to emit light. The gradient of the best-fit straight line should be the Planck constant, h .

Bob's analysis is shown on the graph of Fig. 8.2 opposite and in the box following.

$h = \text{gradient} =$

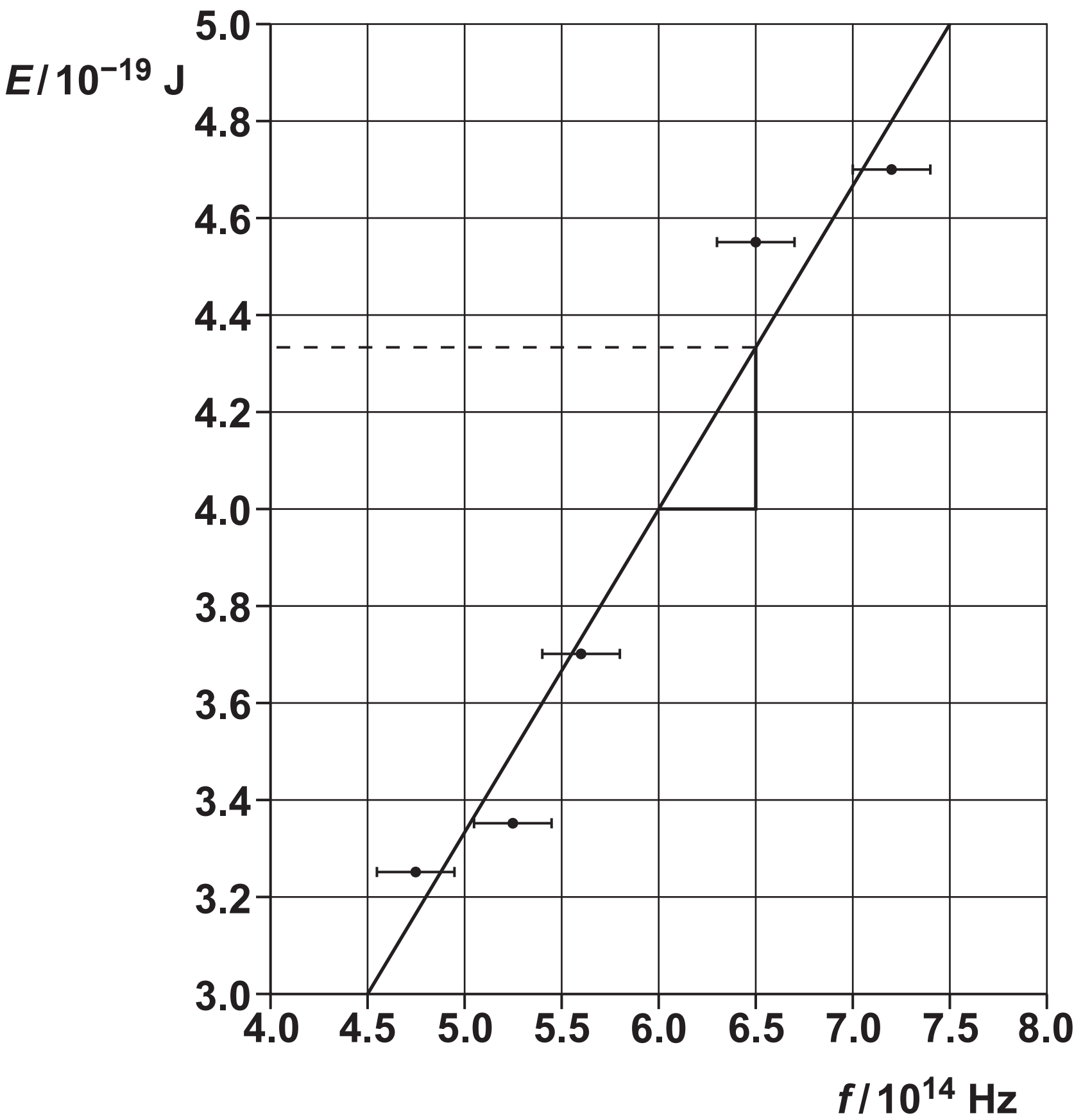
$$\frac{4.33 \times 10^{-19} - 4.0 \times 10^{-19}}{0.5 \times 10^{14}} = 6.6 \times 10^{-34} \text{ Js} .$$

This is exactly the same as the data book, so the experiment worked well.

Evaluate his analysis of the data from the experiment.

[6]

Fig. 8.2



END OF QUESTION PAPER

ADDITIONAL ANSWER SPACE

If additional space is required, you should use the following lined page(s). The question number(s) must be clearly shown in the margin(s).

This image shows a blank sheet of white paper with horizontal ruling lines. A single vertical line runs down the left side, creating a narrow margin. There are 20 horizontal lines in total, evenly spaced across the page. The lines are thin and black.

Copyright Information

OCR is committed to seeking permission to reproduce all third-party content that it uses in its assessment materials. OCR has attempted to identify and contact all copyright holders whose work is used in this paper. To avoid the issue of disclosure of answer-related information to candidates, all copyright acknowledgements are reproduced in the OCR Copyright Acknowledgements Booklet. This is produced for each series of examinations and is freely available to download from our public website (www.ocr.org.uk) after the live examination series.

If OCR has unwittingly failed to correctly acknowledge or clear any third-party content in this assessment material, OCR will be happy to correct its mistake at the earliest possible opportunity.

For queries or further information please contact the Copyright Team, First Floor, 9 Hills Road, Cambridge CB2 1GE.

OCR is part of the Cambridge Assessment Group; Cambridge Assessment is the brand name of University of Cambridge Local Examinations Syndicate (UCLES), which is itself a department of the University of Cambridge.